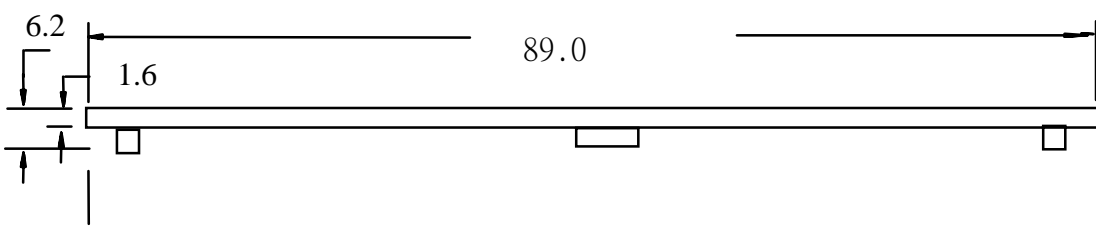
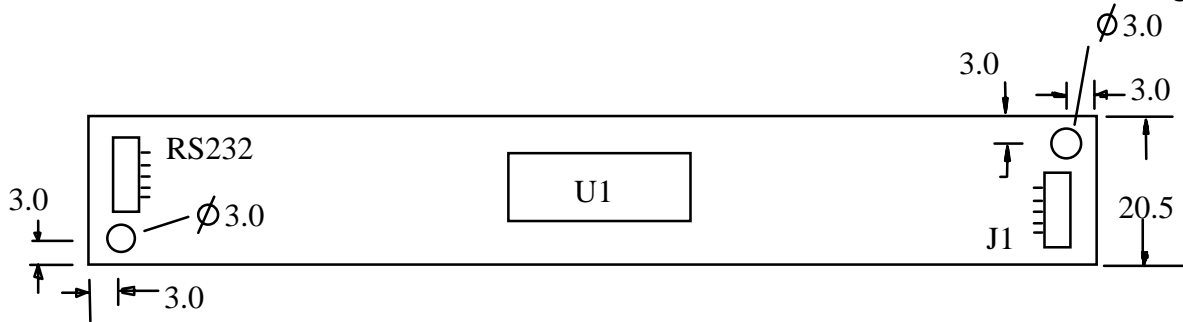
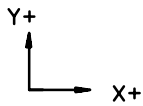
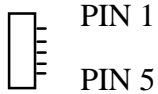


Dimension

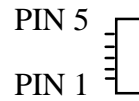
Unit : mm



RS232



J1



RS232	
Connector RS-232 Port	
PIN 1	GND
PIN 2	RXD
PIN 3	TXD
PIN 4	RTS
PIN 5	DTR

J1	
Touch Panel 4 PIN	
PIN 5	X+(R)
PIN 4	Y+(T)
PIN 3	X-(L)
PIN 2	Y-(B)
PIN 1	NULL

AMEND NO	0		APPROVAL BY	CHECK BY	PREPARED BY
AMEND DATE					
PUBLISH DATE	09/11/2001				

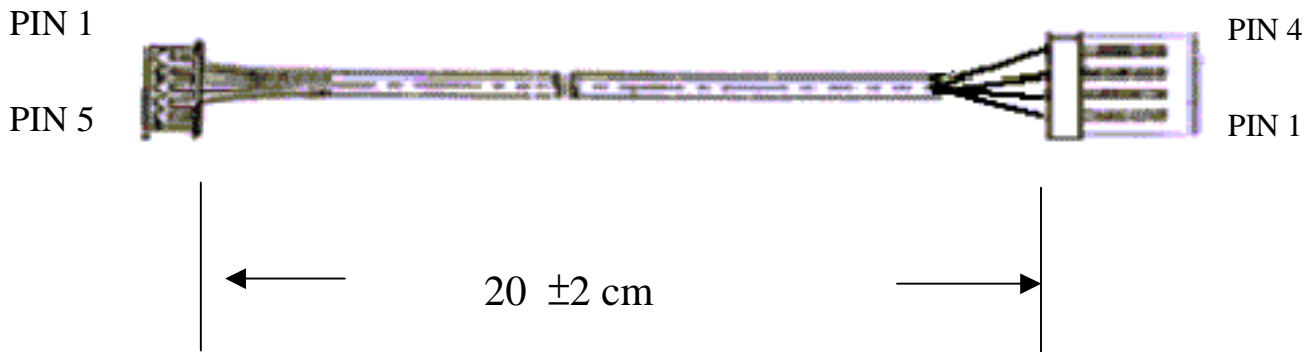
SE-P200 Specification

ISSUE NO 2K1AA144

SET

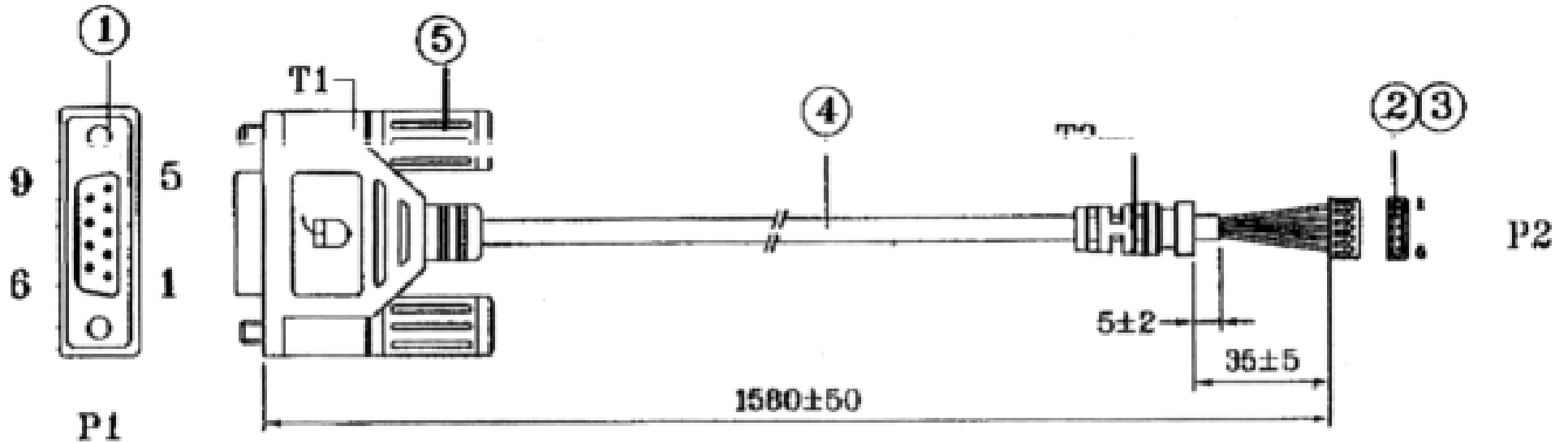
Page

2



	PIN OUT
PIN 4	RIGHT
PIN 3	TOP
PIN 2	LEFT
PIN 1	BOTTOM

AMEND NO	0		APPROVAL BY	CHECK BY	PREPARE BY
AMEND DATE					
PUBLISH DATE	09/11/2001				



SPECIFICATION

	Q'TY
1.D-SUB CONN:FEMALE 9PIN SOLDER BLACK G/F	1
2.H.S.G: JWT A1251H02-5P	1
3.TER: JWT A1251TOP-2	5
4.CABLE: NON-UL 5C*20WG (5C:WHITE BLUE GREEN ORANGE BROWN) OD=3.4mm BZ-024 L=1580mm	1
5.THUMB SCREW:#4-40 UNC PVC MOLDED BZ-024 L=17.5mm	2
6.MINI TIE: WHITE L=100mm	1

MODE	SE-P200				Unit : mm	DATE	2001.09.11
				SUPER ELITE TECHNOLOGY CO., LTD			